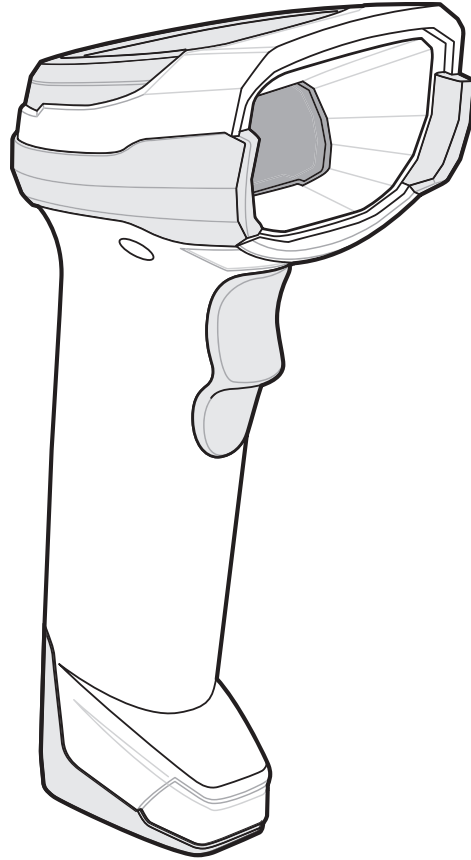




DS8178



Digital Scanner

Quick Start Guide



No part of this publication may be reproduced or used in any form, or by any electrical or mechanical means, without permission in writing from Zebra. This includes electronic or mechanical means, such as photocopying, recording, or information storage and retrieval systems. The material in this manual is subject to change without notice.

Zebra reserves the right to make changes to any product to improve reliability, function, or design.

Zebra does not assume any product liability arising out of, or in connection with, the application or use of any product, circuit, or application described herein.

No license is granted, either expressly or by implication estoppel, or otherwise under any patent right or patent, covering or relating to any combination, system, apparatus, machine, material, method, or process in which Zebra products might be used.

An implied license exists only for equipment, circuits, and subsystems contained in Zebra products.

Warranty

For the complete Zebra hardware product warranty statement, go to: www.zebra.com/warranty.

For Australia Only

For Australia Only. This warranty is given by Zebra Technologies Asia Pacific Pte. Ltd., 71 Robinson Road, #05-02/03, Singapore 068895, Singapore. Our goods come with guarantees that cannot be excluded under the Australia Consumer Law. You are entitled to a replacement or refund for a major failure and compensation for any other reasonably foreseeable loss or damage. You are also entitled to have the goods repaired or replaced if the goods fail to be of acceptable quality and the failure does not amount to a major failure.

Zebra Technologies Corporation Australia's limited warranty above is in addition to any rights and remedies you may have under the Australian Consumer Law. If you have any queries, please call Zebra Technologies Corporation at +65 6858 0722. You may also visit our website: www.zebra.com for the most updated warranty terms.

Service Information

If you have a problem using the equipment, contact your facility's Technical or Systems Support. If there is a problem with the equipment, they will contact the Zebra Global Customer Support Center at: www.zebra.com/support.

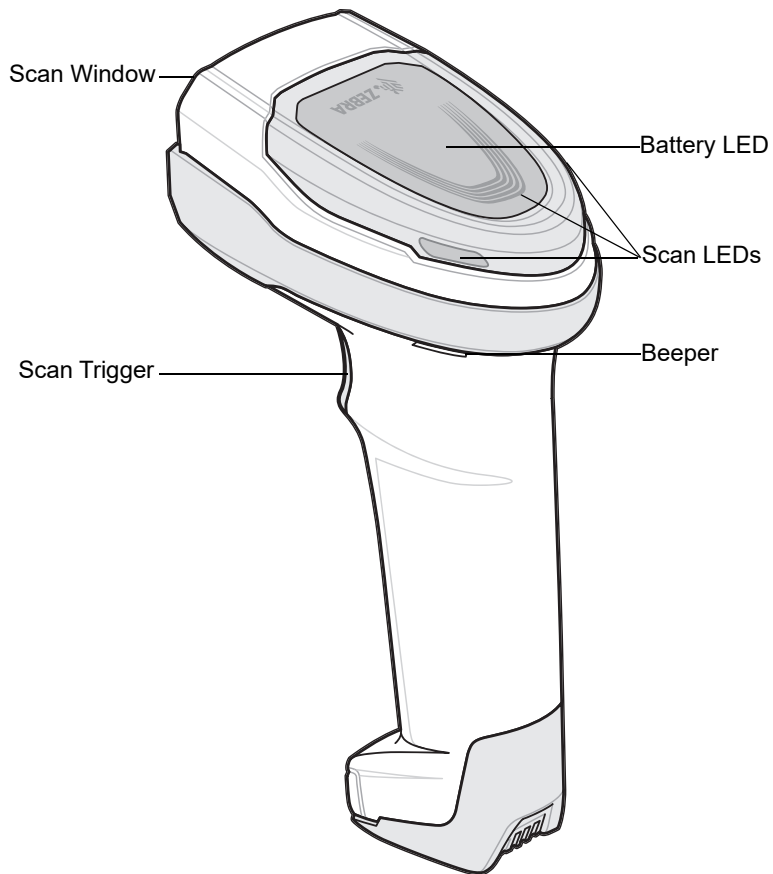
For the latest version of this guide go to: www.zebra.com/support.

Scanner Features



NOTE Standard range digital scanner pictured.

Refer to the Product Reference Guide for detailed information.



Aiming - Right/Wrong

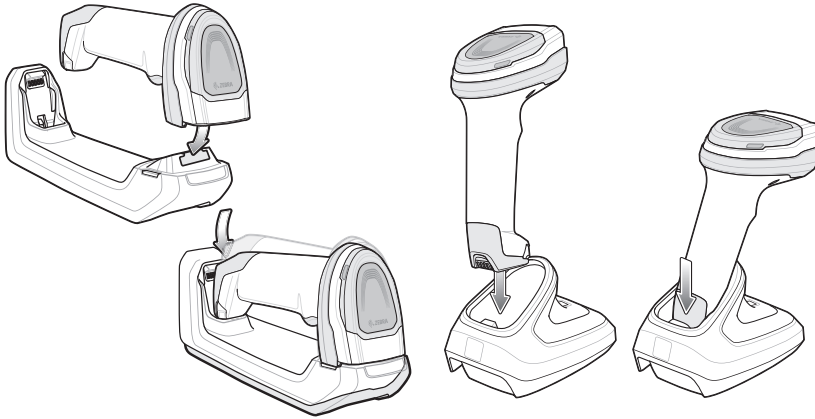


012345



012345

Cradle Insertion



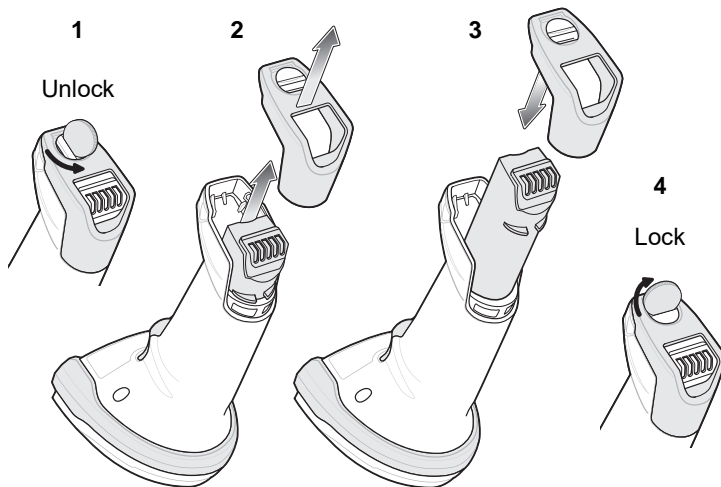
Battery/Power Cap Insertion/Removal



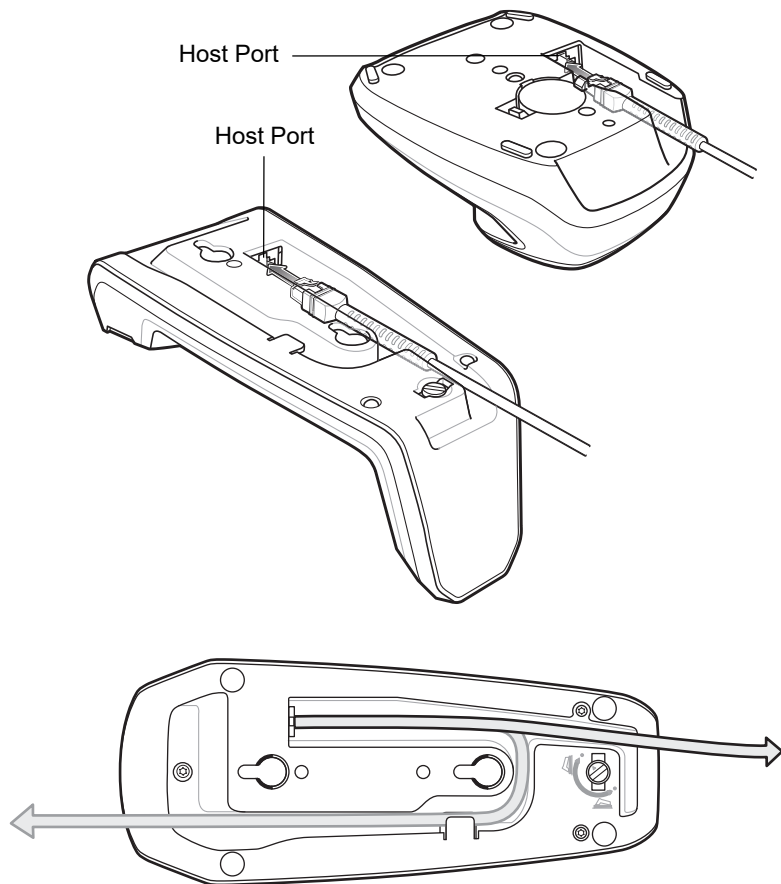
IMPORTANT PowerCap requires firmware version CAACXS00-004-R00 or later.



NOTE It is recommended to fully charge the battery/PowerCap before use.



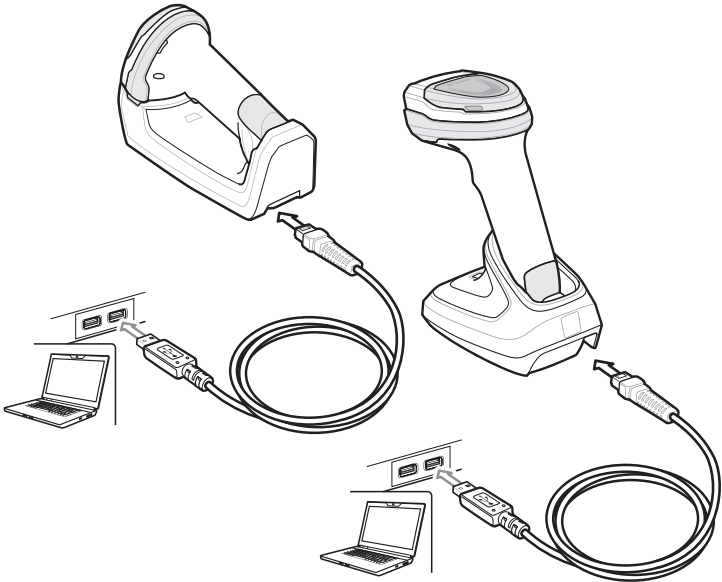
Cradle Cable Connection




Connect Host Interface

✓ **NOTE** Cables may vary depending on configuration.

USB



Scan **ONE** of the bar codes below. The interface cable automatically detects the host interface type and uses the default setting. If the default (*) does not meet your requirements, scan another host bar code below.



*USB Keyboard HID



IBM Hand-Held USB

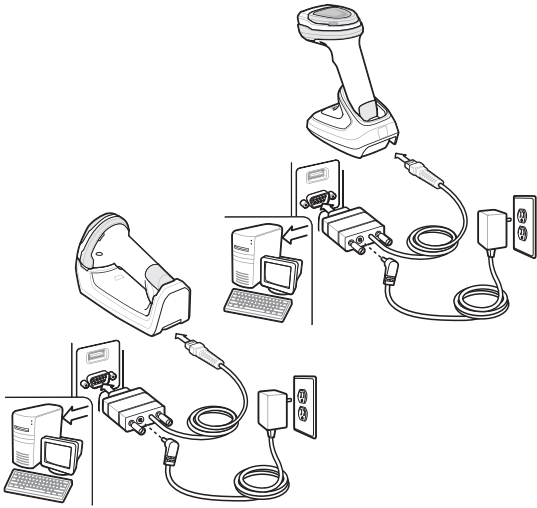


IBM OPOS
(IBM Hand-Held USB with Full Scan Disable)




SNAPi with Imaging


RS-232




Scan **ONE** of the bar codes below. The interface cable automatically detects the host interface type and uses the default setting. If the default (*) does not meet your requirements, scan another host bar code below.



*Standard RS-232




ICL RS-232



Nixdorf RS-232 Mode A



Nixdorf RS-232 Mode B

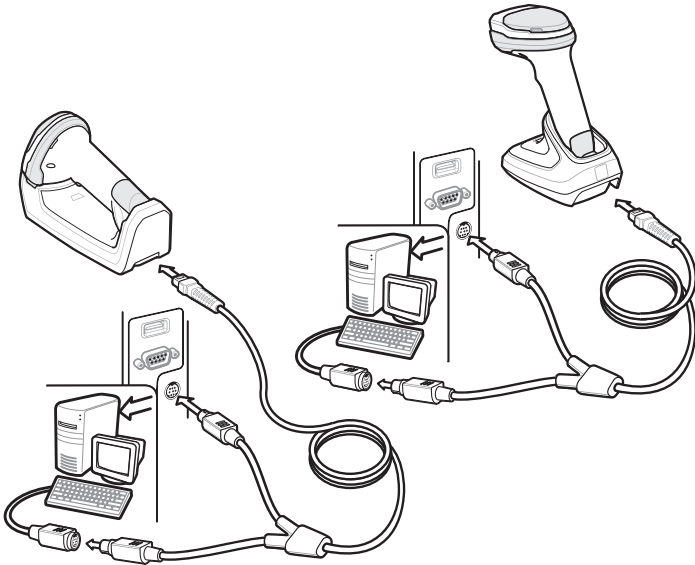


OPOS/JPOS



Fujitsu RS-232


Keyboard Wedge



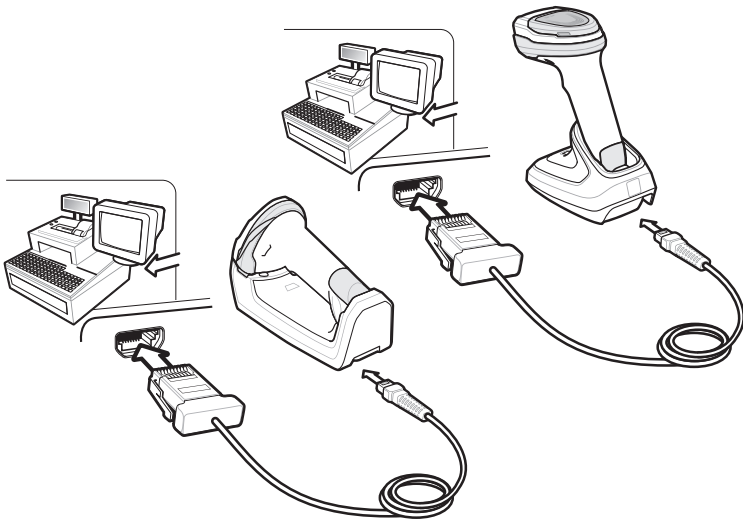
Scan **ONE** of the bar codes below. The Auto-Host Detect Cable feature automatically detects the host interface type and uses the default setting. If the default (*) does not meet your requirements, scan the IBM PC/AT and IBM PC COMPATIBLE bar code below.




*IBM AT Notebook




IBM PC/AT & IBM PC Compatibles

IBM 46XX

Scan **ONE** of the bar codes below. The Auto-Host Detect Cable feature automatically detects the host interface type, but there is no default setting. Scan one of the bar codes below to select the appropriate port.



Non-IBM Scanner Emulation (Port 5B)



Hand-Held Scanner Emulation (Port 9B)




Table-Top Scanner Emulation (Port 17)

Useful Bar Codes


Set Defaults



Return to Factory Defaults

Add a Tab Key


To add a Tab key after scanned data, scan the bar code below.



Add a Tab Key


Add an Enter Key

To add an Enter key after scanned data, scan the bar code below.




Add Enter Key (Carriage Return/Line Feed)

USB Caps Lock Override



**USB-Override Caps Lock Key
(Enable)**



***USB-Do Not Override Caps Lock Key
(Disable)**

Night Mode with Vibrate

✓ **NOTE** Cables may vary depending on configuration.



Enable Night Mode Trigger



Disable Night Mode Trigger



Toggle Night Mode

Beeper Indications

Indication	Beeper Sequence
Power up	Low/medium/high beeps
Bar code decoded	Medium beep
Transmission error detected; data is ignored	4 long low beeps
Successful parameter setting	High/low/high/low beeps
Correct programming sequence performed	High/low beeps
Incorrect programming sequence, or Cancel bar code scanned	Long low/long high beeps
Low battery/PowerCap indication (on trigger release)	4 short high beeps

Power Gauge Indications	
Battery/PowerCap status	51-100% Green, 21-50% Amber, 0-20% Red
Battery end of life	51-100% Green/red alternating 21-50% Amber/red alternating 0-20% Red blinking

LED Indications

Indication	LED Indicator
Hand-Held Scanning	
Digital scanner is on and ready to scan, or no power to scanner	Off
Bar code is successfully decoded	Green flash
Transmission error	Red
Paging state	Blue (fast, fast slow)
Hands-Free (Presentation) Scanning	
No power to scanner	Off
Digital scanner is ready to scan	Green
Bar code is successfully decoded	Off momentarily
Transmission error	Red

123Scan

123Scan is an easy-to-use, PC-based software tool that enables rapid and easy customized setup of a scanner via a bar code or USB cable. For more information, visit: www.zebra.com/123Scan.

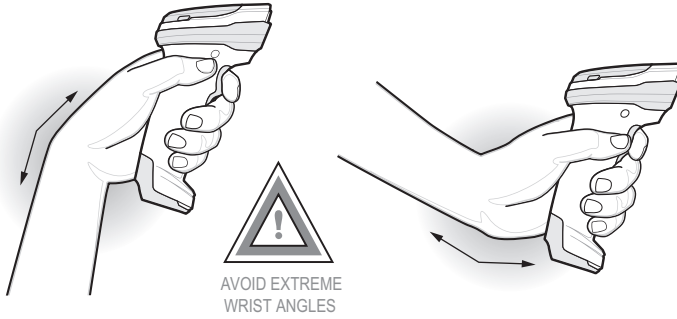
Utility Functionality

- Device configuration
 - Electronic programming (USB cable)
 - Programming bar code(s)
- Data view - scan log (display scanned bar code data)
- Access asset tracking information
- Upgrade firmware and view release notes
- Remote management (SMS package generation).

Troubleshooting

Digital scanner not working	
No power to scanner	Check system power; ensure battery/PowerCap is charged. If using PowerCap , ensure firmware version is CAACXS00-004-R00 or later.
Digital scanner disabled	Ensure that correct host interface cable is used.
Digital scanner decoding bar code, but data not transmitting to host	
Host interface not configured properly	Scan appropriate host parameter bar codes.
Interface cable is loose	Ensure all cable connections are secure.
Invalid ADF rule	Program the correct ADF rules.
Digital scanner not paired to cradle	Scan cradle pairing bar code.
Digital scanner not decoding bar code	
Digital scanner not programmed for bar code type	Ensure scanner is programmed to read type of bar code being scanned.
Bar code is unreadable	Ensure the bar code is not defaced; try scanning a test bar code of the same bar code type.
Distance between scanner and bar code incorrect	Move scanner closer to, or further from bar code.
Scanned data incorrectly displayed on host	
Host interface not configured properly	Scan appropriate host parameter bar codes.
Region improperly configured	Select appropriate country and language encoding scheme.

RECOMMENDED USAGE GUIDE - OPTIMUM BODY POSTURE



Regulatory Information

For devices with Symbol, or Symbol Technologies Inc., etc. on Manufacturing Label and for devices manufactured at Reynosa, or any other Zebra factory facilities:

This device is approved under Zebra Technologies Corporation.

This guide applies to Model Number: DS8178. All Zebra devices are designed to be compliant with rules and regulations in locations they are sold and will be labeled as required.

Local language translations are available at the following website: www.zebra.com/support.

Any changes or modifications to Zebra equipment, not expressly approved by Zebra, could void the user's authority to operate the equipment.



CAUTION Only use Zebra approved and UL listed accessories, battery packs, and battery chargers. Do NOT attempt to charge damp/wet mobile computers or batteries. All components must be dry before connecting to an external power source. Declared maximum operating temperature: 50°C

Health and Safety Recommendations



Ergonomic Recommendations

Caution: In order to avoid or minimize the potential risk of ergonomic injury follow the recommendations below. Consult with your local Health & Safety Manager to ensure that you are adhering to your company's safety programs to prevent employee injury.

- Reduce or eliminate repetitive motion
- Maintain a natural position
- Reduce or eliminate excessive force
- Reduce or eliminate vibration
- Perform tasks at correct heights
- Keep objects that are used frequently within easy reach
- Reduce or eliminate direct pressure
- Provide adjustable workstations
- Provide adequate clearance
- Provide a suitable working environment
- Improve work procedures.

Bluetooth® Wireless Technology

This is an approved Bluetooth® product. For more information or to view the End Product Listing, visit www.bluetooth.org/tpg/listings.cfm.

Wireless Device Country Approvals



NOTE This section is only applicable to WW/WR/EU configurations.

Regulatory markings, subject to certification, are applied to the device signifying the radio(s) is/are approved for use in the following countries: United States, Canada, Japan, China, South Korea, Australia, and Europe.

Please refer to the Declaration of Conformity (DoC) for details of other country markings. This is available at www.zebra.com/doc.



NOTE Europe includes, Austria, Belgium, Bulgaria, Czech Republic, Cyprus, Denmark, Estonia, Finland, France, Germany, Greece, Hungary, Iceland, Ireland, Italy, Latvia, Liechtenstein, Lithuania, Luxembourg, Malta, Netherlands, Norway, Poland, Portugal, Romania, Slovak Republic, Slovenia, Spain, Sweden, Switzerland and the United Kingdom.



CAUTION Operation of the device without regulatory approval is illegal.

Warnings for Use of Wireless Devices



CAUTION Please observe all warning notices with regard to the usage of wireless devices.



Safety in Hospitals

Wireless devices transmit radio frequency energy and may affect medical electrical equipment.

Wireless devices should be switched off wherever you are requested to do so in hospitals, clinics or health care facilities. These requests are designed to prevent possible interference with sensitive medical equipment.

Pacemakers

Pacemaker manufacturers recommended that a minimum of 15cm (6 inches) be maintained between a handheld wireless device and a pacemaker to avoid potential interference with the pacemaker. These recommendations are consistent with independent research and recommendations by Wireless Technology Research.

Persons with Pacemakers:

- Should ALWAYS keep the device more than 15cm (6 inches) from their pacemaker when turned ON.
- Should not carry the device in a breast pocket.
- Should use the ear furthest from the pacemaker to minimize the potential for interference
- If you have any reason to suspect that interference is taking place, turn OFF your device.

Other Medical Devices

Please consult your physician or the manufacturer of the medical device, to determine if the operation of your wireless product may interfere with the medical device.



RF Exposure Guidelines

Safety Information

- **Reducing RF Exposure – Use Properly**

Only operate the device in accordance with the instructions supplied.

- **International**

The device complies with internationally recognized standards covering human exposure to electromagnetic fields from radio devices. For information on “International” human exposure to electromagnetic fields refer to the Zebra Declaration of Conformity (DoC) at www.zebra.com/doc.

For further information on the safety of RF energy from wireless devices, see responsibility.zebra.com/index.php/downloads/, which is located under Wireless Communications and Health.

- **Europe - Handheld Devices**

To comply with EU RF exposure requirements, this device must be operated in the hand with a minimum separation distance of 0 cm or more from a person’s body. Other operating configurations should be avoided.

- **US and Canada**

- **Co-located Statement**

To comply with FCC RF exposure compliance requirement, the antenna used for this transmitter must not be co-located or operating in conjunction with any other transmitter/antenna except those already approve in this filling.

- **Handheld Devices**

This device was tested for typical body worn or handheld operation. Use only Zebra tested and approved belt-clips, holsters, and similar accessories to ensure FCC Compliance. The use of third-party belt clips, holsters, and similar accessories may not comply with FCC RF exposure compliance requirements, and should be avoided.



CAUTION To satisfy US and Canadian RF exposure requirements, a transmitting device must operate with a minimum separation distance of 0 cm or more from a person’s body.

Pour satisfaire aux exigences Américaines et Canadiennes d'exposition aux radio fréquences, un dispositif de transmission doit fonctionner avec une distance de séparation minimale de 0 cm ou plus de corps d'une personne.

LED Devices

For LED devices which have been evaluated to IEC 62471 and comply with the Exempt Risk Group, no product labeling requirements apply. However, the following statement is required to comply with US and international regulations:

LED Compliance Statement: Classified as ‘EXEMPT RISK GROUP’ according to IEC 62471:2006 and EN 62471:2008. Pulse duration: Continuous mS.

Batteries and PowerCaps

Taiwan - Recycling



「廢電池請回收」

EPA (Environmental Protection Administration) requires dry battery producing or importing firms in accordance with Article 15 of the Waste Disposal Act are required to indicate the recycling marks on the batteries used in sales, giveaway or promotion. Contact a qualified Taiwanese recycler for proper battery disposal.

Battery and PowerCap Information



CAUTION Risk of explosion if battery/PowerCap is replaced by an incorrect type. Dispose of batteries/PowerCaps according to instructions.

The model DS8178 may be used with either a rechargeable Battery Pack or a rechargeable capacitor based PowerCap.

Zebra approved rechargeable battery packs and PowerCaps are designed and constructed to the highest standards within the industry.

Use only Zebra approved batteries or PowerCaps. Accessories which have charging capability are approved for use with the following battery and PowerCap models: Battery Part Number 82-176890-01 (3.6 Vdc, 2500 mAh); PowerCap Part Number AS-000231-01 (3.7V, 2.0A).

However, to how long a battery pack or PowerCap can operate or be stored before needing replacement. Many factors affect the actual life cycle of a battery pack or PowerCap, such as heat, cold, harsh environmental conditions and severe drops.

When battery packs or PowerCaps are stored over six months, some irreversible deterioration in overall battery quality may occur. Store batteries and PowerCaps at half of full charge in a dry, cool place, removed from the equipment to prevent loss of capacity, rusting of metallic parts and electrolyte leakage.

When storing batteries for one year or longer, the charge level should be verified at least once a year and charged to half of full charge. Replace the battery pack or PowerCap when a significant loss of run time is detected.

Standard warranty period for all Zebra batteries and PowerCaps is 1 year, regardless if the battery or PowerCap was purchased separately or included as part of the bar code scanner. For more information on Zebra batteries, please visit: www.zebra.com/batterybasics.

Battery and PowerCap Safety Guidelines

The area in which the units are charged should be clear of debris and combustible materials or chemicals. Particular care should be taken where the device is charged in a non commercial environment.

- Follow battery/PowerCap usage, storage, and charging guidelines found in the user's guide.
- Improper battery/PowerCap use may result in a/ fire, explosion, or other hazard.
- To charge the mobile device battery, the battery and charger temperatures must be between +32°F and +104°F (0°C and +40°C).

- Do not use incompatible batteries/PowerCaps and chargers. Use of an incompatible battery/PowerCap or charger may present a risk of fire, explosion, leakage, or other hazard. If you have any questions about the compatibility of a battery or a charger, contact Zebra support.
- For devices that utilize a USB port as a charging source, the device shall only be connected to products that bear the USB-IF logo or have completed the USB-IF compliance program.
- Do not disassemble or open, crush, bend or deform, puncture, or shred.
- Severe impact from dropping any battery-operated device on a hard surface could cause the battery to overheat.
- Do not short circuit a battery or allow metallic or conductive objects to contact the battery/PowerCap terminals.
- Do not modify or remanufacture, attempt to insert foreign objects into the battery/PowerCap, immerse or expose to water or other liquids, or expose to fire, explosion, or other hazard.
- Do not leave or store the equipment in or near areas that might get very hot, such as in a parked vehicle or near a radiator or other heat source. Do not place battery/PowerCap into a microwave oven or dryer.
- Battery/PowerCap usage by children should be supervised.
- Please follow local regulations to promptly dispose of used re-chargeable batteries/PowerCaps.
- Do not dispose of batteries/PowerCaps in fire.
- Seek medical advice immediately if a battery has been swallowed.
- In the event of a battery leak, do not allow the liquid to come in contact with the skin or eyes. If contact has been made, wash the affected area with large amounts of water and seek medical advice.
- If you suspect damage to your equipment or battery/PowerCap, contact Zebra support to arrange for inspection.

Radio Frequency Interference Requirements - FCC



Note: This equipment has been tested and found to comply with the limits for a Class B digital device, pursuant to Part 15 of the FCC rules. These limits are designed to provide reasonable protection against harmful interference in a residential installation.

This equipment generates, uses and can radiate radio frequency energy and, if not installed and used in accordance with the instructions, may cause harmful interference to radio communications. However there is no guarantee that interference will not occur in a particular installation. If this equipment does cause harmful interference to radio or television reception, which can be determined by turning the equipment off and on, the user is encouraged to try to correct the interference by one or more of the following measures:

- Reorient or relocate the receiving antenna
- Increase the separation between the equipment and receiver
- Connect the equipment into an outlet on a circuit different from that to which the receiver is connected
- Consult the dealer or an experienced radio/TV technician for help.

Radio Transmitters (Part 15)

This device complies with Part 15 of the FCC Rules. Operation is subject to the following two conditions:

- (1) this device may not cause harmful interference, and
- (2) this device must accept any interference received, including interference that may cause undesired operation.

Radio Frequency Interference Requirements-Canada

CAN ICES-3 (B)/NMB-3(B).

Radio Transmitters

This device complies with industry Canada's license-exempt RSSs. Operation is subject to the following two conditions:

- (1) this device may not cause harmful interference and
- (2) this device must accept any interference, including interference that may cause undesired operation of the device.

Cet appareil est conforme exempts de licence le flux RSS de Industrie Canada. Son fonctionnement est soumis aux deux conditions suivantes:

- (1) le dispositif ne peut causer des interferences; et
- (2) cet appareil doit accepter tout interference, y compris les interferences qui peuvent causer un mauvais fonctionnement de l'appareil.



Marking and European Economic Area (EEA)

Statement of Compliance

Zebra hereby declares that this radio equipment is in compliance with Directive 2011/65/EU and 1999/5/EC or 2014/53/EU (2014/53/EU supersedes 1999/5/EC from 13th June 2017).

The full text of the EU Declaration of Conformity is available at the following Internet address: www.zebra.com/doc.

Other Countries

Japan (VCCI) - Voluntary Control Council for Interference

Class B ITE

この装置は、情報処理装置等電波障害自主規制協議会（VCCI）の基準に基づくクラスB情報技術装置です。この装置は、家庭環境で使用することを目的としていますが、この装置がラジオやテレビジョン受信機に近接して使用されると、受信障害を引き起こすことがあります。取扱説明書に従って正しい取り扱いをして下さい。

Korea Warning Statement for Class B ITE

기종별	사용자안내문
B급 기기 (가정용 방송통신기기)	이 기기는 가정용(B급)으로 전자파적합등록을 한 기기로서 주로 가정에서 사용하는 것을 목적으로 하며, 모든 지역에서 사용할 수 있습니다.

Brazil (UNWANTED EMISSIONS - ALL PRODUCTS)

Regulatory declarations for DS8178 - BRAZIL

For more information consult the website www.anatel.gov.br

NOTA: A marca de certificação se aplica ao Equip. de Radiação Restrita, modelo DS8178.

Este equipamento opera em caráter secundário, isto é, não tem direito a proteção contra interferência prejudicial, mesmo de estações do mesmo tipo, e não pode causar interferência a sistemas operando em caráter primário.” Para maiores consultas sobre ANATEL consulte o site: www.anatel.gov.br.

Chile

Este equipo cumple con la Resolución No 403 de 2008, de la Subsecretaria de telecomunicaciones, relativa a radiaciones electromagnéticas.

China

通过访问以下网址可下载当地语言支持的产品说明书



www.zebra.com/support

Ukraine

Дане обладнання відповідає вимогам технічного регламенту №1057, № 2008 на обмеження щодо використання деяких небезпечних речовин в електричних та електронних пристроях.

Taiwan

臺灣

低功率電波輻射性電機管理辦法

第十二條

經型式認證合格之低功率射頻電機，非經許可，公司、商號或使用者均不得擅自變更頻率、加大功率或變更原設計之特性及功能。

第十四條

低功率射頻電機之使用不得影響飛航安全及干擾合法通信；經發現有干擾現象時，應立即停用，並改善至無干擾時方得繼續使用。

前項合法通信，指依電信規定作業之無線電通信。

低功率射頻電機須忍受合法通信或工業、科學及醫療用電波輻射性電機設備之干擾。

South Korea

For a radio equipment using 2400~2483.5MHz or 5725~5825MHz, the following expression should be displayed:

가
가

Thailand

เครื่องโทรคมนาคมและอุปกรณ์นี้ มีความสอดคล้องตามข้อกำหนดของ กทช.

Eurasian Customs Union

Евразийский Таможенный Союз


Данный продукт соответствует требованиям знака EAC.

**TURKISH WEEE Statement of Compliance**

EEE Yönetmeliğine Uygundur

China RoHS

This table was created to comply with China RoHS requirements.

部件名称 (Parts)	有害物质 					
	铅 (Pb)	汞 (Hg)	镉 (Cd)	六价铬 (Cr (VI))	多溴联苯 (PBB)	多溴二苯醚 (PBDE)
金属部件 (Metal Parts)	X	○	○	○	○	○
电路模块 (Circuit Modules)	X	○	○	○	○	○
电缆及电缆组件 (Cables and Cable Assemblies)	○	○	○	○	○	○
塑料和聚合物部件 (Plastic and Polymeric Parts)	○	○	○	○	○	○
光学和光学组件 (Optics and Optical Components)	X	○	○	○	○	○
电池 (Batteries)	○	○	○	○	○	○

本表格依据SJ/T 11364 的规定编制。

O: 表示该有害物质在该部件所有均质材料中的含量均在 SJ/T 11364—2014 规定的限量要求以下。

X: 表示该有害物质至少在该部件的某一均质材料中的含量超出 SJ/T 11364—2014 规定的限量要求。(企业可在此处, 根据实际情况对上表中打“×”的技术原因进行进一步说明。)

This table was created to comply with China RoHS requirements.

**Waste Electrical and Electronic Equipment (WEEE)****English:** For EU Customers: All products at the end of their life must be returned to Zebra for recycling. For information on how to return product, please go to: www.zebra.com/weee.**Bulgarish:** За клиенти от ЕС: След края на полезния им живот всички продукти трябва да се връщат на Zebra за рециклиране. За информация относно връщането на продукти, моля отидете на адрес: www.zebra.com/weee.**Čeština:** Pro zákazníky z EU: Všechny produkty je nutné po skončení jejich životnosti vrátit společnosti Zebra k recyklaci. Informace o způsobu vrácení produktu najdete na webové stránce: www.zebra.com/weee.**Dansk:** Til kunder i EU: Alle produkter skal returneres til Zebra til recirkulering, når de er udtjent. Læs oplysningerne om returnering af produkter på: www.zebra.com/weee.**Deutsch:** Für Kunden innerhalb der EU: Alle Produkte müssen am Ende ihrer Lebensdauer zum Recycling an Zebra zurückgesandt werden. Informationen zur Rücksendung von Produkten finden Sie unter www.zebra.com/weee.

Ελληνικά: Για πελάτες στην Ε.Ε.: Όλα τα προϊόντα, στο τέλος της διάρκειας ζωής τους, πρέπει να επιστρέφονται στην Zebra για ανακύκλωση. Για περισσότερες πληροφορίες σχετικά με την επιστροφή ενός προϊόντος, επισκεφθείτε τη διεύθυνση www.zebra.com/weee στο Διαδίκτυο.

Eesti: EL klientidele: kõik tooted tuleb nende eluea lõppedes tagastada taaskasutamise eesmärgil Zebra'ile. Lisainformatsiooni saamiseks toote tagastamise kohta külastage palun aadressi: www.zebra.com/weee.

Español: Para clientes en la Unión Europea: todos los productos deberán entregarse a Zebra al final de su ciclo de vida para que sean reciclados. Si desea más información sobre cómo devolver un producto, visite: www.zebra.com/weee.

Français: Clients de l'Union Européenne: Tous les produits en fin de cycle de vie doivent être retournés à Zebra pour recyclage. Pour de plus amples informations sur le retour de produits, consultez : www.zebra.com/weee.

Hrvatski: Za kupce u Europskoj uniji: Svi se proizvodi po isteku vijeka trajanja moraju vratiti tvrtki Zebra na recikliranje. Informacije o načinu vraćanja proizvoda potražite na web-stranici: www.zebra.com/weee.

Italiano: per i clienti dell'UE: tutti i prodotti che sono giunti al termine del rispettivo ciclo di vita devono essere restituiti a Zebra al fine di consentirne il riciclaggio. Per informazioni sulle modalità di restituzione, visitare il seguente sito Web: www.zebra.com/weee.

Latviešu: ES klientiem: visi produkti pēc to kalpošanas mūža beigām ir jānogādā atpakaļ Zebra otrreizējai pārstrādei. Lai iegūtu informāciju par produktu nogādāšanu Zebra, lūdzu, skatiet: www.zebra.com/weee.

Lietuvių: ES vartotojams: visi gaminiai, pasibaigus jų eksploatacijos laikui, turi būti gražinti utilizuoti į kompaniją „Zebra“. Daugiau informacijos, kaip gražinti gaminį, rasite: www.zebra.com/weee.

Magyar: Az EU-ban vásárlóknak: Minden tönkrement terméket a Zebra vállalatához kell eljuttatni újrahazszállítás céljából. A termék visszajuttatásának módjával kapcsolatos tudnivalóért látogasson el a www.zebra.com/weee weboldalra.

Malti: Għal klijenti fl-UE: il-prodotti kollha li jkunu waslu fl-aħħar tal-ħajja ta' l-użu tagħhom, iridu jiġu rritornati għand Zebra għar-riċiklaġġ. Għal aktar taġħrif dwar kif għandek tirritorna l-prodott, jekk jogħġbok żur: www.zebra.com/weee.

Nederlands: Voor klanten in de EU: alle producten dienen aan het einde van hun levensduur naar Zebra te worden teruggezonden voor recycling. Raadpleeg www.zebra.com/weee voor meer informatie over het terugzenden van producten.

Polski: Klienci z obszaru Unii Europejskiej: Produkty wycofane z eksploatacji należy zwrócić do firmy Zebra w celu ich utylizacji. Informacje na temat zwrotu produktów znajdują się na stronie internetowej www.zebra.com/weee.

Português: Para clientes da UE: todos os produtos no fim de vida devem ser devolvidos à Zebra para reciclagem. Para obter informações sobre como devolver o produto, visite: www.zebra.com/weee.

Românesc: Pentru clienții din UE: Toate produsele, la sfârșitul duratei lor de funcționare, trebuie returnate la Zebra pentru reciclare. Pentru informații despre returnarea produsului, accesați: www.zebra.com/weee.

Slovenčina: Pre zákazníkov z krajín EU: Všetky výrobky musia byť po uplynutí doby ich životnosti vrátené spoločnosti Zebra na recykláciu. Bližšie informácie o vrátení výrobkov nájdete na: www.zebra.com/weee.

Slovenski: Za kupce v EU: vsi izdelki se morajo po poteku življenjske dobe vrniti podjetju Zebra za reciklažo. Za informacije o vračilu izdelka obiščite: www.zebra.com/weee.

Suomi: Asiakkaat Euroopan unionin alueella: Kaikki tuotteet on palautettava kierrätettäväksi Zebra-yhtiöön, kun tuotetta ei enää käytetä. Lisätietoja tuotteen palauttamisesta on osoitteessa www.zebra.com/weee.

Svenska: För kunder inom EU: Alla produkter som uppnått sin livslängd måste returneras till Zebra för återvinning. Information om hur du returnerar produkten finns på www.zebra.com/weee.

Türkçe: AB Müşterileri için: Kullanım süresi dolan tüm ürünler geri dönüşürme için Zebra'ya iade edilmelidir. Ürünlerin nasıl iade edileceği hakkında bilgi için lütfen şu adresi ziyaret edin: www.zebra.com/weee.



Zebra Technologies Corporation, Inc.
3 Overlook Point
Lincolnshire, IL 60069, U.S.A.

www.zebra.com

ZEBRA and the stylized Zebra head are trademarks of Zebra Technologies Corporation, registered in many jurisdictions worldwide. All other trademarks are the property of their respective owners. ©2019 Zebra Technologies Corporation and/or its affiliates. All rights reserved.